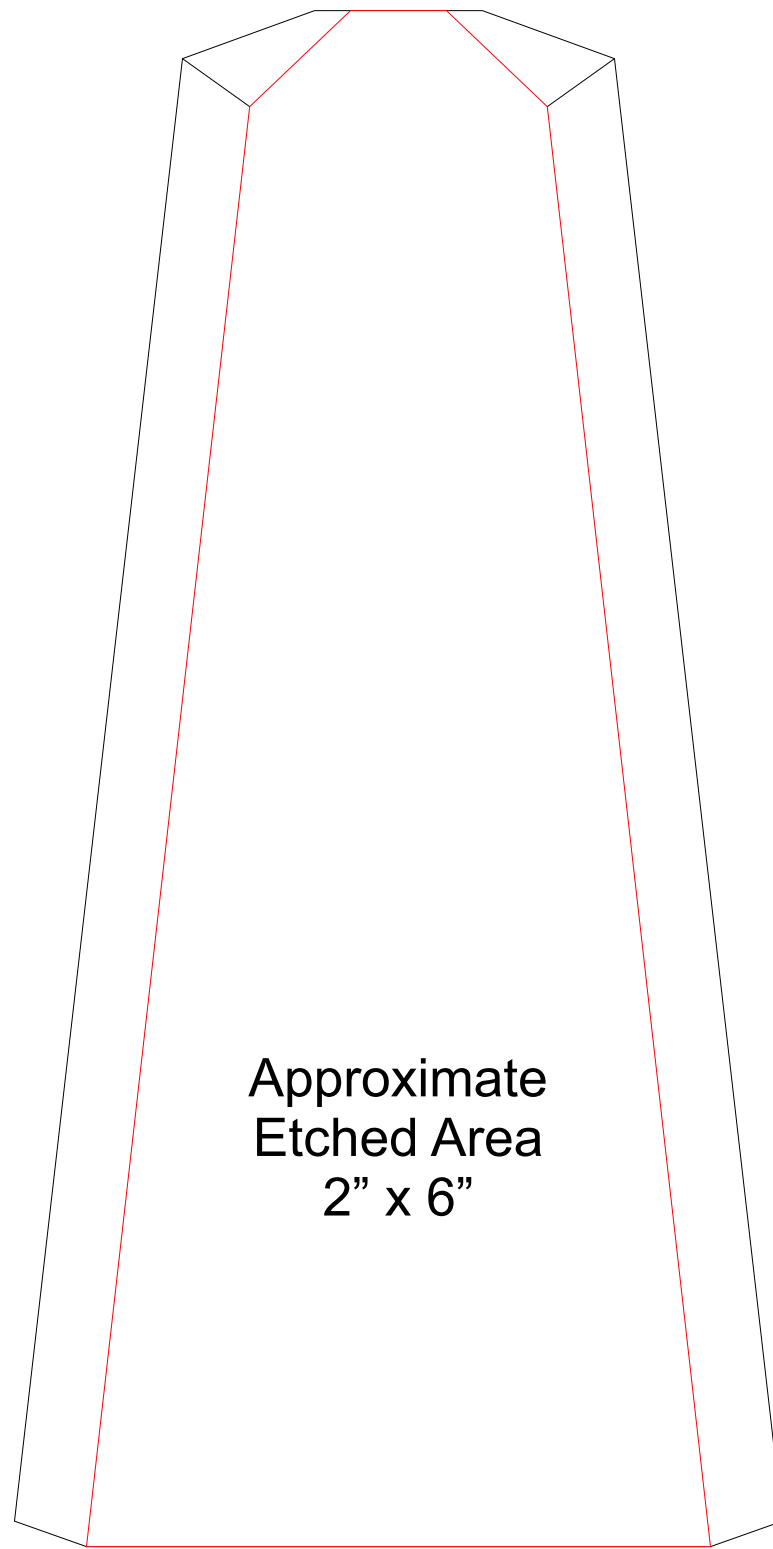


Product Name: PINNACLE TOWER JADE GLASS AWARD  
Product Model: TM-ZG1707S  
Product Size: 5.50" x 8.75" x 2.00"

Scale 100%



**Artwork Information:**

All artwork must be in vector format (AI, EPS, PDF is recommended) (send AI in version CS5 or lower)  
For sand etching, if fonts are under 12 pt font and lines less than 1 pt thickness we cannot guarantee clean etching so please contact us if smaller font or line thickness is needed.  
Any Logos and Text must be black & white line art only, no colors or grays can be etched.

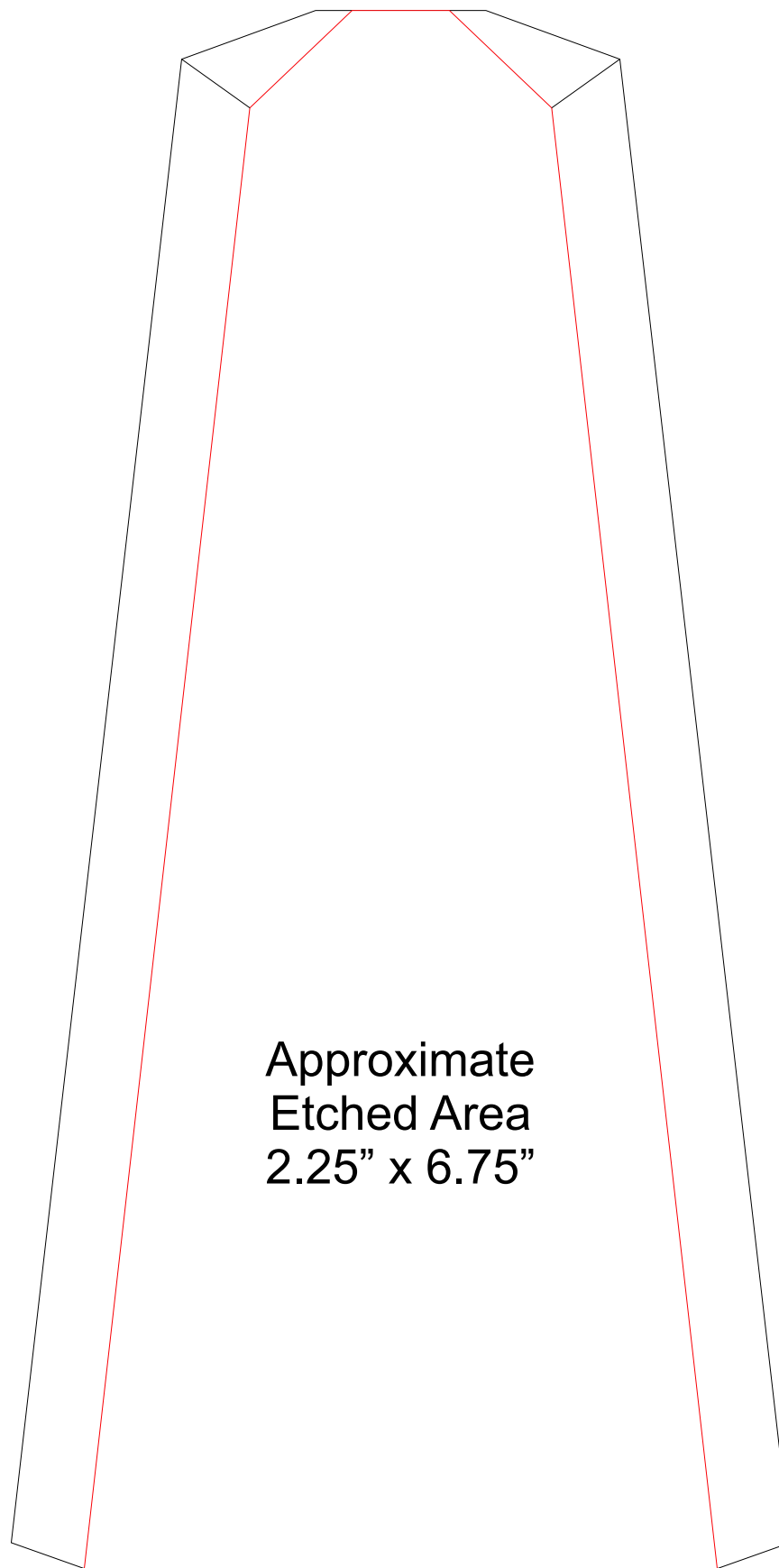
Please see more art guidelines under Artwork Details tab for each product.

Product Name: PINNACLE TOWER JADE GLASS AWARD

Scale 100%

Product Model: TM-ZG1707M

Product Size: 6.00" x 9.75" x 2.00"



**Artwork Information:**

All artwork must be in vector format (AI, EPS, PDF is recommended) (send AI in version CS5 or lower)  
For sand etching, if fonts are under 12 pt font and lines less than 1 pt thickness  
we cannot guarantee clean etching so please contact us if smaller font or line thickness is needed.  
Any Logos and Text must be black & white line art only, no colors or grays can be etched.

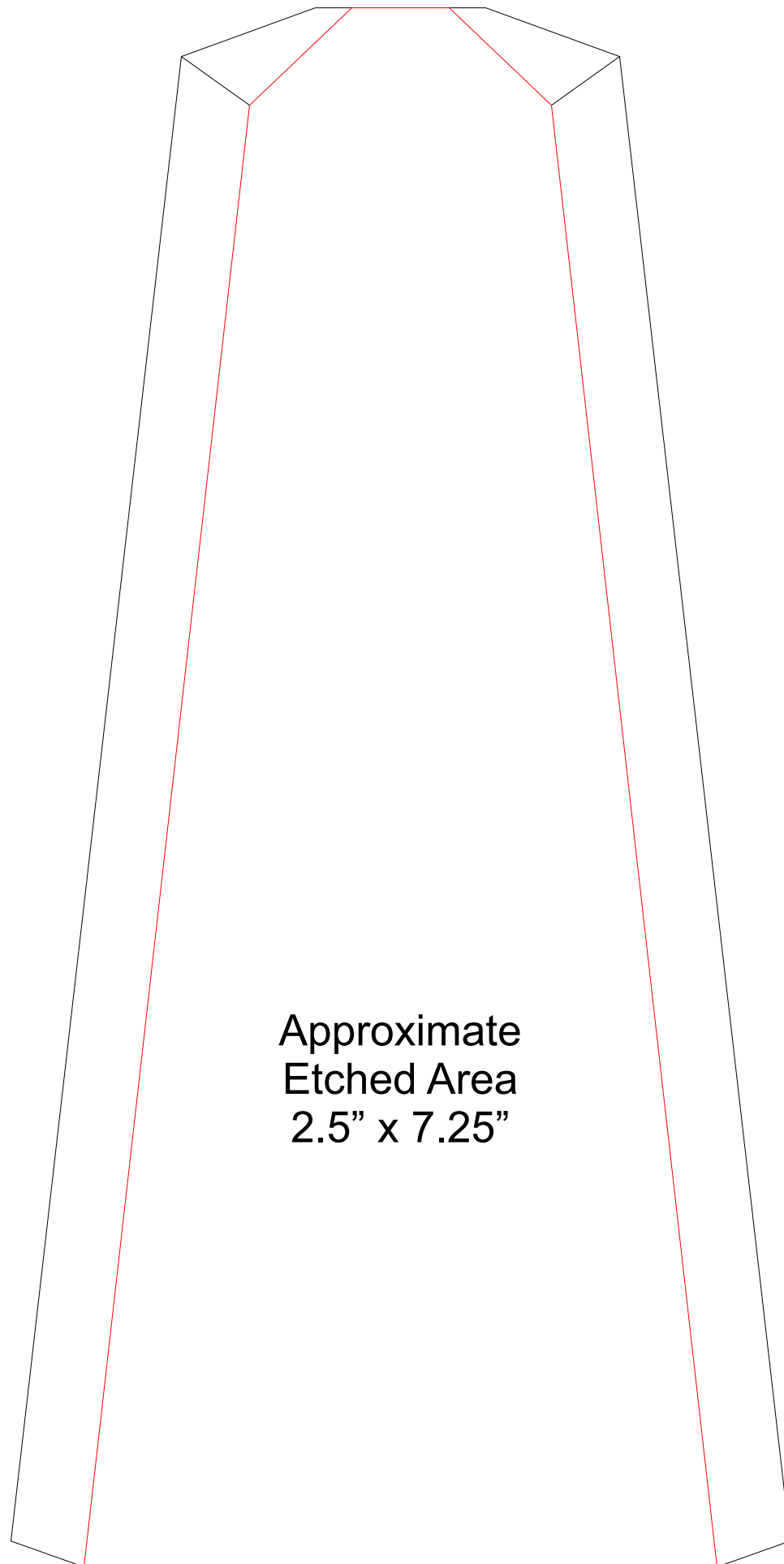
Please see more art guidelines under Artwork Details tab for each product.

Product Name: PINNACLE TOWER JADE GLASS AWARD

Scale 100%

Product Model: TM-ZG1707L

Product Size: 6.25" x 10.75" x 2.00"



Approximate  
Etched Area  
2.5" x 7.25"

#### Artwork Information:

All artwork must be in vector format (AI, EPS, PDF is recommended) (send AI in version CS5 or lower)  
For sand etching, if fonts are under 12 pt font and lines less than 1 pt thickness  
we cannot guarantee clean etching so please contact us if smaller font or line thickness is needed.  
Any Logos and Text must be black & white line art only, no colors or grays can be etched.

Please see more art guidelines under Artwork Details tab for each product.